

HEPOLITE
FOR SPEED

HEPOLITE

FOR QUALITY ENGINE COMPONENTS



*Do the job right
fit "Hepolite"*

Over 100 years of production

The Hepolite story begins in 1907, when Hepworth and Grandage was formed. The company moved to Bradford in 1916, and so began an incredible manufacturing journey that produced engineering components for numerous automotive and motorcycle applications for decades to come

At their height, the company were producing over a million piston rings a week from their St John's Works base in Bradford, which covered 90,000 square feet and housed over 500 production machines

In the early 1960's a new factory in Sunderland was constructed, with a complete ring shop and foundry, that would eventually make all Hepolite piston rings

Today, Hepolite produces and distributes Pistons, Piston Rings, Cylinder Liners, Valves and Valve Guides, Camshafts, Shell sets, Valve springs, Oil Pumps and other quality engine components

Hepolite products are available from all good retailers worldwide.

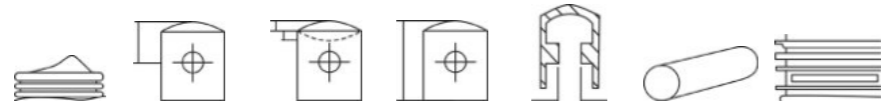


Hepolite advertising from 1948 and 1950

INDEX

HEPOLITE PISTONS	1-2
PISTON RINGS	3
PISTON CIRCLIPS	4
CYLINDER LINERS	4
VALVES & GUIDES	5-7
OVERSIZE TRIUMPH VALVE GUIDES	7
VALVE & GUIDE SETS	8
VALVE SPRING SETS	8
CAMSHAFTS	9
CAMFOLLOWERS	9
TAPPET BLOCKS	9
BSA OIL PUMPS	10
BIG END SHELL SETS	10
BIG END BEARING	11
PLAIN CRANK SHAFT BEARINGS	11
CRANK SHAFT HEX PLUGS	11
ENGINE & GEARBOX OIL SEAL SETS	11

HEPOLITE PISTONS



Make & Model	Part Number	Crown Type	Compression Height	Crown Height	Overall Length	Internal Width	Gudgeon Pin Dia.	Ring Width	Std Bore Size	Compression Ratio
--------------	-------------	------------	--------------------	--------------	----------------	----------------	------------------	------------	---------------	-------------------

Hepolite 16945

BSA C25/B25		4H	1.378"	0.270"	2.565"	1.080"	0.6890"	2x1/16"	67mm	9.5-1
250CC 1967-71			35.0mm	6.9mm	65.15mm	27.43mm	17.5mm	1x1/8"		10-1

Compression Ratio
9-1 for 1967-70 C25/B25
10-1 for 1971 B25SS/B25T 250SS models

STD bore	WW97304P
+020 oversize	WW97305P
+040 oversize	WW97306P
+060 oversize	WW97307P

Hepolite 11062

BSA A10 Gold Flash	2C	1.395"	N/A	2.590"	1.088"	0.7500"	2x1/16"	70mm	7.25-1
650CC 1950-62		35.43mm		65.8mm	27.5mm	19.05mm	1x1/8"		

Std bore	WW97471P
+020 oversize	WW97472P
+040 oversize	WW97473P
+060 oversize	WW97474P

Hepolite 19233

BSA A65L/T/S	4K	1.913"	0.492"	3.185"	1.157"	0.7500"	2x1/16"	75mm	9-1
		48.56mm	12.49mm	80.9mm	29.36mm	19.05mm	1x1/8"		

STD BORE	WW97278P
+020 oversize	WW97279P
+040 oversize	WW97280P
+060 oversize	WW97281P

BSA A75 see Triumph T150/160

Hepolite 19145

Norton Commando	1C	1.543"	N/A	2.461"	1.126"	0.6869"	2x1/16"	73mm	9-1
750CC 1964-73		39.20mm		62.5mm	28.6mm	17.43mm	1x4mm		

STD BORE	WW97033P
+020 oversize	WW97076P
+040 oversize	WW97078P
+060 oversize	WW97079P

Hepolite 19342

Norton Commando	1A	1.478"	N/A	2.380"	1.142"	0.6869"	2x1/16"	77mm	8.5-1
850cc 1973-77		37.54mm		60.45mm	29.01mm	17.43mm	1x4mm		

STD BORE	WW97311P
+020 oversize	WW97312P
+040 oversize	WW97313P
+060 oversize	WW97314P

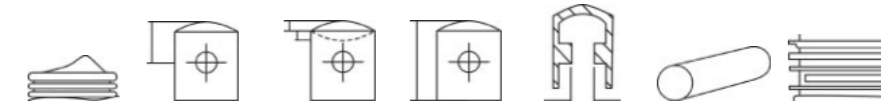
TRIUMPH TR25W 250CC 1969-71 see BSA C25/B25

Hepolite 15123

TRIUMPH T100	6M	1.578"	0.430"	2.650"	0.966"	0.6890"	2x1/16"	69mm	9-1
500CC 1958-67		40.8mm	11.0mm	67.3mm	24.5mm	17.51mm	1x1/8"		

STD BORE	WW97325
+020 oversize	WW97326
+040 oversize	WW97327
+060 oversize	WW97328

HEPOLITE PISTONS



Make & Model	Part Number	Crown Type	Compression Height	Crown Height	Overall Length	Internal Width	Gudgeon Pin Dia.	Ring Width	Std Bore Size	Compression Ratio
--------------	-------------	------------	--------------------	--------------	----------------	----------------	------------------	------------	---------------	-------------------

Hepolite 18786

TRIUMPH Daytona		4N	1.9970"	N/A	3.1200"	N/A	0.6890"	2x1/16"	69mm	9-1
500CC 1968-74			50.724mm		79.24mm		17.51mm	1x1/8"		

STD BORE	WW60100
+020 oversize	WW60101
+040 oversize	WW60102
+060 oversize	WW60103

Hepolite 17844

TRIUMPH T120	4M	1.294"	0.566"	2.868"	1.220"	0.6875"	2x1/16"	71mm	9-1
650CC 1959-75		32.88mm	14.39mm	72.85mm	31.0mm	17.47mm	1x1/8"		

STD BORE	WW97037
+020 oversize	WW97068
+040 oversize	WW97070
+060 oversize	WW97071

Hepolite 19255

TRIUMPH T140 TR7	4R	1.6819"	0.527"	2.700"	1.142"	0.7500"	2x1/16"	76mm	8.5-1
750CC 1972 ON		42.72mm	13.4mm	68.6mm	29.0mm	19.05mm	1x1/8"		

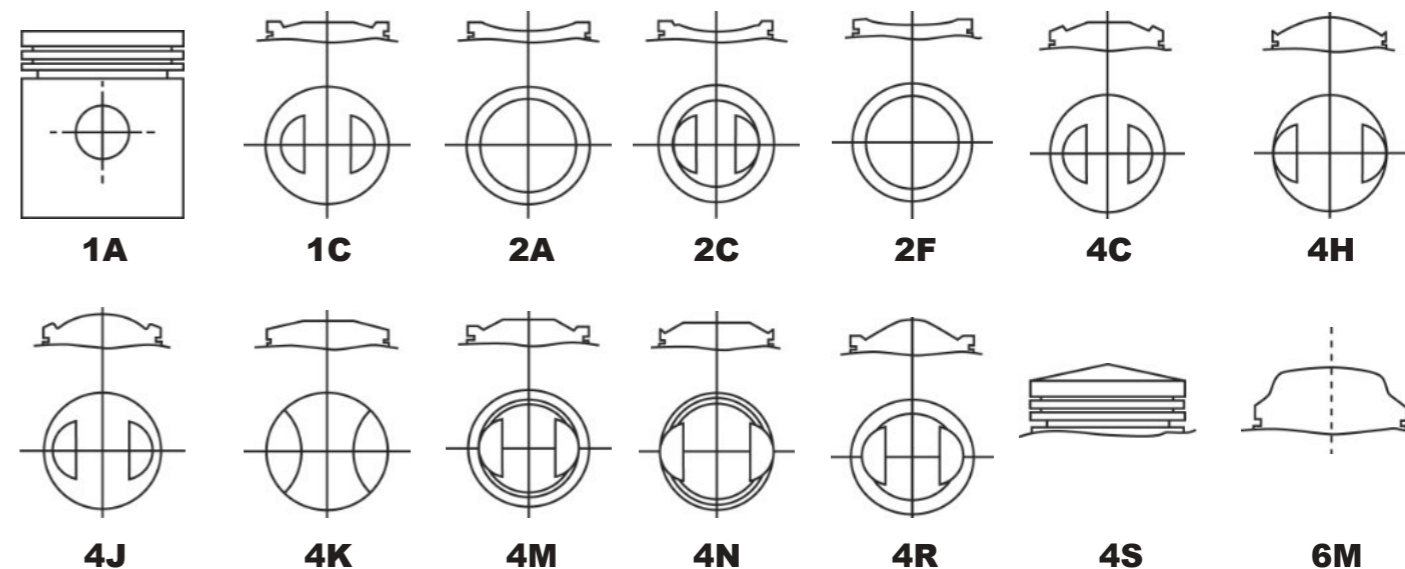
STD BORE	WW97035
+020 oversize	WW97080
+040 oversize	WW97081
+060 oversize	WW97082

Hepolite 19916

TRIUMPH T150/160	4N	1.5310"	0.433"	2.6070"	1.058"	0.6885"	2x1/16"	66.96mm	9-1
740cc 1968-76		38.88mm	11mm	66.21mm	26.8mm	17.48mm	1x1/8"		

STD BORE	WW97032p
+020 oversize	WW97107p
+040 oversize	WW97108p
+060 oversize	WW97109p

PISTON CROWN TYPES




PISTON RINGS

Make & Model	Description	Part Number
BSA C25/B25 250cc		
Original bore size 67mm		
STD	Complete ring set R23010	WW97304R
+020	Complete ring set R23010	WW97305R
+040	Complete ring set R23010	WW97306R
+060	Complete ring set R23010	WW97307R
BSA A10 650cc		
Original bore size 70mm		
STD	Complete ring set R3650	WW97288R
+020	Complete ring set R3650	WW97289R
+040	Complete ring set R3650	WW97290R
+060	Complete ring set R3650	WW97291R
BSA A65 650cc		
Original bore size 75mm		
STD	Complete ring set R17350	WW97278R
+020	Complete ring set R17350	WW97279R
+040	Complete ring set R17350	WW97280R
+060	Complete ring set R17350	WW97281R
BSA Rocket 3 740cc		
Original bore size 66.96mm		
STD	Complete ring set R23020	WW97032R
+020	Complete ring set R23020	WW97107R
+040	Complete ring set R23020	WW97108R
+060	Complete ring set R23020	WW97109R
Norton Commando 750cc		
Original bore size 73mm		
STD	Complete ring set R26260	WW97033R
+020	Complete ring set R26260	WW97076R
+040	Complete ring set R26260	WW97078R
+060	Complete ring set R26260	WW97079R
Norton Commando 850cc		
Original bore size 77mm		
STD	Complete ring set R26730	WW97311R
+020	Complete ring set R26730	WW97312R
+040	Complete ring set R26730	WW97313R
+060	Complete ring set R26730	WW97314R
Triumph T100 500cc 57-74		
Original bore size 69mm		
STD	Complete ring set R13570	WW60100R
+020	Complete ring set R13570	WW60101R
+040	Complete ring set R13570	WW60102R
+060	Complete ring set R13570	WW60103R
Triumph T120/TR6 650cc		
Original bore size 71mm		
STD	Complete ring set R11050	WW97037R
+020	Complete ring set R11050	WW97068R
+040	Complete ring set R11050	WW97070R
+060	Complete ring set R11050	WW97071R
Triumph T140/TR7 750cc		
Original bore size 76mm		
STD	Complete ring set R26490	WW97035R
+020	Complete ring set R26490	WW97080R
+040	Complete ring set R26490	WW97081R
+060	Complete ring set R26490	WW97082R
Triumph T150/T160 740cc		
Original bore size 66.96mm		
STD	Complete ring set R23020	WW97032R
+020	Complete ring set R23020	WW97107R
+040	Complete ring set R23020	WW97108R
+060	Complete ring set R23020	WW97109R

PISTON CIRCLIPS

Hepolite piston circlips are a direct replacement clip for current Hepolite piston range. Other piston manufacturers may use alternative clip types

Make & Model	Part Number
BSA	
A65 (sold in pairs)	WW97360
TRIUMPH	
T150/T160 (sold in pairs)	WW97361
T140 (sold in pairs)	WW97362
T120 (sold in pairs)	WW97363
T100 (sold in pairs)	WW97364
NORTON COMMANDO (sold in pairs)	WW97365



CYLINDER LINERS (spun cast iron)

Make & Model	Description	Part Number
BSA A7 1951-60	Cylinder liner FS2207	WW97330
Original bore size 66mm		
BSA A10 1950-63	Cylinder liner FS2131	WW97331
Original bore size 70mm		
Norton Dominator 500cc	Cylinder liner FSN500	WW60132
Original bore size 66mm		
Norton Dominator 600/650cc	Cylinder liner FSN600	WW60133
Original bore size 68mm		
Norton Commando 750cc	Cylinder liner FSN750	WW60125
Original bore size 73mm		
Norton Commando 850cc	Cylinder liner FSN850	WW60124
Original bore size 77mm		
Triumph T100 pre unit alloy	Cylinder liner FS2543	WW97333
Original bore size 63mm		



VALVES & GUIDES

All Hepolite valves are produced by our traditional supply chain and marked with the Hepolite branding. Each part number is produced using the latest specification materials, with the correct surface heat treatment and depth of hardness for each individual application. All Hepolite valve materials are compatible with modern unleaded fuels

Make & Model	Year	Inlet	Part Number	OEM Number	Exhaust	Part Number	OEM Number
AJS & Matchless							
350CC							
16M/G3L Valves	1948-55	V21	N/A	01-3985	V22	WW95009	01-3986
16M/G3L Valve Guides		G425	WW95135	01-7019	G425	WW95135	01-7019
500CC							
18/G80 Valves	1949-53	V56	WW95024	01-3988	V56	WW95024	01-3988
18/G80 Valve Guides		G425	WW95135	01-7019	G425	WW95135	01-7019
18/G80 Valves	1954-59	V56	WW95135	01-3988	V56	WW95135	01-3988
18/G80 Valve Guides		G425	WW95135	01-7019	G463	N/A	02-1185
18C/G80CS Valves	1960-66	V208	WW95117	02-6028	V209	WW95118	02-6029
18C/G80CS Valve Guides		G515	N/A	02-6030	G506	N/A	02-6519
20/G9 Valves	1949-58	V38	WW95018	01-4163	V39	WW95019	01-4165
20/G9 Valve Guides		G452	N/A		G453	WW95142	01-4171
600CC							
30/G11 Valves	1957-59	V171	WW95069	02-3403	V39	WW95019	01-4165
30/G11 Valve Guides		G452	N/A		G453	WW95142	01-4171
650CC							
31/G12 Valves	1960-66	V205	WW95067	02-6041	V206	WW95068	02-6043
31/G12 Valve Guides		G513	N/A	02-6044	G512	N/A	02-6045
750CC							
33CSR/G15 Valves	1964-68	V240	N/A	02-4330	V27	WW95015	T2204
33CSR/G15 Valve Guides		G454	WW95143	T2011	G454	WW95143	T2011
BSA							
250CC							
C15SS Valves	1960-66	V210	WW95050	40-0166	V170	WW95071	40-0337
C15SS Valve Guides		G461	WW95149	40-0133	G461	WW95149	40-0133
C25/B25 Valves	1967-71	V255	WW95103	68-0661	V256	WW95104	68-0662
C25/B25 Valve Guides		G539PB	WW95195	40-0932	G539PB	WW95195	40-0932
350CC							
B31 Valves	1946-59	V42	WW95034	65-1111	V43	WW95035	65-1110
B31 Valve Guides		G457	N/A	65-1513	G458	N/A	65-1516
B32 Valves	1949-53	V42	WW95034	65-1111	V43	WW95035	65-1110
B32 Valve Guides		G457	N/A	65-1513	G458	N/A	65-1516
B40 Valves	1960-65	V211	WW95072	41-0022	V212	WW95073	41-0023
B40 Valve Guides		G510	WW95176	41-0017	G510	WW95176	41-0017
B40SS90 Valves	1964-65	V223	N/A	41-0024	V212	WW95073	41-0023
B40SS90 Valve Guides		G510	WW95176	41-0017	G510	WW95176	41-0017
440CC							
B44 Round head Valves	1966-69	V223	N/A	41-0024	V212	WW95073	41-0023
B44 Valve Guides		G510PB	WW95177	41-0632	G510PB	WW95177	41-0632
B44 Square head Valves	1967-70	V268	WW95111	41-0788	V269	WW95112	41-0789
B44 Valve Guides		G510PB	WW95177	41-0632	G510PB	WW95177	41-0632
500CC							
B33/M33 Valves	1946-58	V97	WW95032	65-1239	V98	WW95033	65-1240
B33/M33 Valve Guides		G459	N/A	65-1515	G460	N/A	65-1516
Gold Star DBD34 Valves	1956-63	V243	WW95092	65-0647	V244	WW95093	65-2512
Gold Star DBD34 Valve Guides		G537PB	N/A	65-0645	G538PB	N/A	65-0646
B50 Valves	1971-74	V272	WW95115	71-1735	V273	WW95116	71-1736
B50 Valve Guides		G510PB	WW95177	71-1626	G539PB	WW95195	71-1627
A7 Cast Iron head Valves	1951-62	V15	WW95004	67-0394	V16	WW95005	67-0395
A7 Cast Iron head Valve Guides		G478	WW95157	67-0031	G478	WW95157	67-0031
A7SS Alloy head Valves	1956-62	V15	WW95004	67-0740	V16	WW95005	67-0532
A7SS Alloy head Valve Guides		G478PB	WW95158	67-1110	G478PB	WW95158	67-1110
A50 Valves	1966-70	V255	WW95103	68-0661	V256	WW95104	68-0662
A50 Valve Guides Bronze		G516PB	WW95183	68-0809	G516PB	WW95183	68-0809
A50 Valve Guides Cast Iron		G516	WW95182	68-0159	G516PB	WW95182	68-0159

VALVES & GUIDES

Make & Model	Year	Inlet	Part Number	OEM Number	Exhaust	Part Number	OEM Number
BSA (cont.)							
650CC							
A10 Cast Iron head Valves	1949-62	V17	WW95258	67-0323	V18	WW95006	67-0324
A10 Cast Iron head Valve Guides		G478	WW95157	67-0031	G478	WW95157	67-0031
A10 Rocket alloy head Valves	1956-59	V127	N/A	67-0968	V128	WW95041	67-0967
A10 Rocket alloy head Valve Guides		G478PB	WW95158	67-1110	G478PB	WW95158	67-1110
A10 SR & RGS Valves	1960-63	V215	WW95074	67-1551	V128	WW95041	67-0967
A10 SR & RGS Valve Guides		G478PB	WW95158	67-1110	G478PB	WW95158	67-1110
A65 Star Valves	1962-65	V226	WW95081	68-0156	V254	WW95102	68-0663
A65 Star Valve Guides Bronze		G516PB	WW95183	68-0809	G516PB	WW95183	68-0809
A65 Star Valve Guides Cast Iron		G516	WW95182	68-0159	G516PB	WW95182	68-0159
A65 Valves	1966-70	V253	WW95101	68-0665	V254	WW95102	68-0663
A65 Valve Guides Bronze		G516PB	WW95183	68-0809	G516PB	WW95183	68-0809
A65 Valve Guides Cast Iron		G516	WW95182	68-0159	G516PB	WW95182	68-0159
A65 Valves	1971-72	V253	WW95101	68-0665	V254	WW95102	68-0663
A65 Valve Guides		G542PB	N/A	71-2300	G542PB	N/A	71-2300
750CC							
A75 Rocket 3 Valves	1968-72	V270	WW95113	70-6422	V271	WW95114	70-6423
A75 Rocket 3 Valve Guides		G540PB	WW95196	70-6420	G540PB	WW95196	70-6420
NORTON							
500/600CC SINGLE CYLINDER							
18/ES2/500T/19 OHV Valves	1936-63	V37	WW95017	A3-142	V37	WW95017	A3-142
18/ES2/500T/19 OHV Valve Guides		G269	WW95127	A3-140	G269	WW95127	A3-140
500/600/650CC TWIN CYLINDER							
Dominator 77/88/99 Valves	1949-63	V26	WW95014	T2010	V27	WW95015	T2204
Dominator 77/88/99 Valve Guides		G454	WW95143	T2011	G454	WW95143	T2011
88/99 Manxman/650SS Valves	1960-66	V195	WW95063	I7221	V27	WW95015	T2204
88/99 Manxman/650SS Valve Guides		G454	WW95143	T2011	G454	WW95143	T2011
750CC							
Atlas/P11 Valves	1962-68	V240	N/A	02-4330	V27	WW95015	T2204
Atlas/P11 Valve Guides		G454	WW95143	T2011	G454	WW95143	T2011
750 Commando Valves	1968-72	V263	WW95107	06-3283	V264	WW95108	06-3282
750 Commando Valve Guides		G454	WW95143	T2011	G454	WW95143	T2011
750 Commando Valves	1972-74	V263	WW95107	06-3283	V264	WW95108	06-3282
750 Commando Valve Guides		G547PB	WW95261	06-5027	G548PB	WW95262	06-4125
850CC							
850 Commando Valves	1972-74	V263	WW95107	06-3283	V264	WW95108	06-3282
850 Commando Valve Guides		G547PB	WW95261	06-5027	G548PB	WW95262	06-4125
850 Commando Valves	1975 MK3	V263	WW95107	06-4034	V264	WW95108	06-5115
850 Commando Valve Guides		G547	N/A	06-5027	G548	N/A	06-5024
TRIUMPH							
200CC							
T20 CUB Valves	1959-68	V191	WW95059	70-3963	V49	WW95022	70-3147
T20 CUB Valve Guides		G461	WW95149	70-3208	G461	WW95149	70-3208
250CC							
TR25W Valves	1968-70	V255	WW95103	70-8112	V256	WW95104	70-7777
TR25W Valve Guides		G539PB	WW95195	70-8226	G539PB	WW95195	70-8226
350CC							
3TA Valves	1957-66	V135	WW95042	70-3738	V136	WW95043	70-3738
3TA Valve Guides		G461	WW95149	70-3208	G461	WW95149	70-3208
T90 Valves	1963-69	V232	WW95085	70-4640	V136	WW95043	70-3739
T90 Valve Guides Bronze		G461	WW95149	70-3208	G461	WW95149	70-3208
T90 Valve Guides Cast Iron		G461PB	WW95150	70-6301	G461PB	WW95150	70-6301
500CC							
5T pre unit iron head Valves	1946-59	V14	WW95002	70-1956	V14	WW95002	70-1956
5T pre unit iron head Valve Guides		G420	WW95131	70-2899	G424	WW95133	70-2900
T100/TR5 pre unit alloy Valves	1951-59	V25	WW95013	70-2969	V14	WW95002	70-1956
T100/TR5 pre unit alloy Valve Guides Bronze		G420PB	WW95132	70-3827	G424PB	WW95134	70-3828
T100/TR5 pre unit alloy Valve Guides Cast Iron		G420	WW95131	70-2899	G424	WW95133	70-2900
5TA/T100 Unit Valves	1959-66	V187	WW95057	70-4012	V188	WW95058	70-4013
5TA/T100 Unit Valve Guides		G461	WW95149	70-3208	G461	WW95149	70-3208
T100/T100C/T100S/T100T Valves	1967-74	V265	WW95109	70-6853	V266	WW95110	70-6854
T100/T100C/T100S/T100T Valve Guides Bronze		G461PB	WW95150	70-6301	G461PB	WW95150	70-6301
T100/T100C/T100S/T100T Valve Guides Cast Iron		G461	WW95149	70-3208	G461	WW95149	70-3208

VALVES & GUIDES

Make & Model	Year	Inlet	Part Number	OEM Number	Exhaust	Part Number	OEM Number
TRIUMPH (cont.)							
650CC							
Thunderbird 6T pre unit Valves	1949-62	V232	WW95010	70-2903	V24	WW95011	70-2904
Thunderbird 6T pre unit Valve Guides		G420	WW95131	70-2899	G424	WW95133	70-2900
TR6/T110 pre unit alloy Valves	1954-57	V137	WW95044	70-3310	V24	WW95011	70-2904
TR6/T110 pre unit alloy Valve Guides Bronze		G420PB	WW95132	70-3827	G424PB	WW95134	70-3828
TR6/T110 pre unit alloy Valve Guides Cast Iron		G420	WW95131	70-2899	G424	WW95133	70-2900
T120 pre unit Valves	1959-63	V137	WW95044	70-3310	V138	WW95046	70-3927
T120 pre unit Valve Guides Bronze		G420PB	WW95132	70-3827	G424PB	WW95134	70-3828
T120 pre unit Valve Guides Cast Iron		G420	WW95131	70-2899	G424	WW95133	70-2900
T110/TR6 pre unit/unit Valves	1958-66	V137	WW95044	70-3310	V138	WW95046	70-3927
T110/TR6 pre unit/unit Valve Guides Bronze		G420PB	WW95132	70-3827	G424PB	WW95134	70-3828
T110/TR6 pre unit/unit Valve Guides Cast Iron		G420	WW95131	70-2899	G424	WW95133	70-2900
T120 Valves	1963-72	V245	WW95094	70-4603	V24	WW95011	70-2904
T120 Valve Guides Bronze		G420PB	WW95132	70-3827	G424PB	WW95134	70-3828
T120 Valve Guides Cast Iron		G420	WW95131	70-2899	G424	WW95133	70-2900
TR6 Valves	1966-72	V245	WW95094	70-4603	V24	WW95011	70-2904
TR6 Valve Guides Bronze		G420PB	WW95132	70-3827	G424PB	WW95134	70-3828
TR6 Valve Guides Cast Iron		G420	WW95131	70-2899	G424	WW95133	70-2900
750CC							
T140/TR7 Valves	1973-79	V245	WW95094	70-4603	V24	WW95011	70-2904
T140/TR7 Valve Guides Bronze		G545PB	WW95201	71-13294	G645PB	WW95202	71-13295
T140/TR7 Valves	1979-82	V245	WW95094	70-4603	V24	WW95011	70-2904
T140/TR7 Valve Guides Bronze		G604PB	WW95361	71-7201	G605PB	WW95362	71-7202
T150 Valves	1968-73	V270	WW95113	70-6422	V271	WW95114	70-6423
T150 Valve Guides Bronze		G540PB	WW95196	70-6420	G540PB	WW95196	70-6420
T150/T160 Valves	1973-74	V282	WW95125	71-3361	V283	WW95126	71-3362
VELOCETTE							
500CC							
MSS/Venom Valves	1954-66	V111	WW95038	M2-7	V112	WW95039	M2-17
MSS/Venom Valve Guides		G475PB	N/A	M3-6	G477PB	N/A	M3-5



OVERSIZE TRIUMPH VALVE GUIDES

Description	Part Number
G461 Cast Iron PLUS 005" OVERSIZE	WW95367
PLUS 010" OVERSIZE	WW95668
G420 Cast Iron PLUS 004" OVERSIZE	WW95363
PLUS 006" OVERSIZE	WW95364
G424 Cast Iron PLUS 004" OVERSIZE	WW95365
PLUS 006" OVERSIZE	WW95366
G420 Bronze PLUS 002" OVERSIZE	WW95211
PLUS 004" OVERSIZE	WW95212
PLUS 006" OVERSIZE	WW95213
G424PB Bronze PLUS 002" OVERSIZE	WW95214
PLUS 004" OVERSIZE	WW95215
PLUS 006" OVERSIZE	WW95216



VALVES & GUIDE SETS

Complete engine sets of replacement valves and guides for popular twin cylinder models
Attractively boxed in Hepolite packaging


Make & Model	Year	Part Number
BSA		
A10 Iron head models	1949-62	WW95400
A65 with Cast Iron Guides	1966-70	WW95401
A65 with Bronze Guides	1966-70	WW95402
NORTON		
Commando 750 Cast Iron Guides	1968-72	WW95410
TRIUMPH		
5T pre unit Cast Iron Guides	1946-59	WW95420
T100 unit Bronze Guides	1967-74	WW95421
T110/TR6 Cast Iron Guides	1954-57	WW95422
T120 Cast Iron Guides	1963-72	WW95423
T120 Bronze Guides	1963-72	WW95424
T140/TR7 Bronze Guides	1973-78	WW95425
T140/TR7 Bronze Guides	1979-82	WW95426



VALVE SPRING SETS

UK manufactured using the OEM correct gauge silicone chrome wire
All of our spring sets are shot peened, oil tempered & induction hardened to ensure maximum spring life

Make and Model	Part Number
BSA	
Ariel FH Huntmaster 1954 on	WW95220
A7 1950 on	
A10 iron head 1950 on (not SR or RGS models)	
Gold Star B32/B34 1955 on	
C15S/SS80 1960-66	WW95223
B40 SS90 1962-66	
B44 1965-69	
B50 1971-72	
A50/A65 1962-66	WW95218
A50/A65 1967 on	WW95250
NORTON	
Atlas/Commando 750/850 1962 on	WW95240
TRIUMPH	
pre unit 500/650 twins	WW95227
T90/T100 1966 on	WW95256
650/750 twins 1963 on T120/TR6/T140/TR7	WW95255



CAMSHAFTS

UK Manufactured camshafts using EN40B Billet or chilled cast iron blanks
EN40B Billet camshafts are turned/ground from steel bar to profile and are nitride hardened after grinding
This material is used for lower volume production runs

Chilled iron casting, the best material selection as it has superior wear characteristics
Used for larger batch runs for Norton/Triumph camshafts where blank castings can be used for multiple profiles
Producing batches of blank castings also helps reduce cost as less machine time is required

Make and Model	Description	Part Number
BSA		
A7 MK1 1947-50	67-0695 Standard profile billet camshaft	WW27255
BSA A10 SR	67-0356 Profile billet camshaft	WW27250
BSA A10 Spitfire/RGS	67-0357 Profile billet camshaft	WW27555
BSA A50/A65	68-0103 Standard profile billet camshaft	WW27256
BSA A50/A65	68-0473 Spitfire profile billet camshaft	WW27257
NORTON		
Dominator/Atlas	06-7817 Standard profile chilled iron camshaft	WW28651
Dominator/Atlas	06-7817 2S profile chilled iron camshaft	WW28656
Dominator/Atlas	06-7817 4S profile chilled iron camshaft	WW28650
Dominator/Atlas	06-7368 HEP3 race profile chilled iron camshaft	WW28657
Commando	06-1084 Standard profile chilled cast iron camshaft (with breather)	WW28652
Commando	06-3536 2S profile chilled cast iron camshaft (with breather)	WW28653
Commando	06-4858 4S profile chilled cast iron camshaft (with breather)	WW28654
Commando	06-7367 HEP3 race profile chilled iron camshaft	WW28655
TRIUMPH		
6T pre unit inlet/exhaust	70-3325 Profile chilled iron camshaft	WW28797
T120 pre unit inlet	70-3134 Profile chilled iron camshaft	WW28790
T120 unit exhaust	70-9989 Profile chilled iron camshaft	WW28789
T140 exhaust	71-3010 profile chilled iron camshaft	WW27754
T140 inlet	71-3011 Profile chilled iron camshaft	WW27755



CAMFOLLOWERS (UK manufactured)

Make & Model	Part Number
TRIUMPH	
T120/T140 Exhaust camfollower 70-8801	WW26230
T120/T140 Inlet camfollower 70-3059R	WW26231



TAPPET BLOCKS (UK manufactured)

Make & Model	Part Number
TRIUMPH	
350 unit twins 3TA/T21/T90 1964-1969 inlet & exhaust 70-4676	WW27508
500 unit twins 5TA/T100 1964-1969 inlet & exhaust 70-4676	WW27508
500 unit twins T100/TR5 1970-1974 inlet & exhaust 70-9352	WW27510
T120/TR6 1966-68 inlet 70-4676	WW27508
T120 / TR6 1966-68 exhaust 70-5861	WW27509
T120/TR6 1969-1972 inlet 70-9352	WW27510
T120/TR6 1969-1972 exhaust 70-9353	WW27511
T140/TR7 1973-1979 inlet 70-9352	WW27510
T140/TR7 1973-79 exhaust 70-9353	WW27511



BSA OIL PUMPS

UK manufactured from high grade cast iron resulting in improved wear properties and less risk of body distortion than the standard Mazak or aftermarket alloy anodised pumps. Internal gear to body tolerances are much closer than OEM, reducing the risk of leak past wet sumping when machines are stood for long periods.
All pumps are performance tested by the manufacturer on assembly

Make & Model	Part Number
BSA	
A50/A65 1963-71 (with tacho drive extension) replaces OEM 68-0941/71-2449	WW50221
A7 / A10 1950-63 (with tacho drive extension) replaces OEM 67-1402/42-0115	WW50222
Pre unit singles C10 /C11 /C12 /B31/B33/B32/B34/M20/M21 replaces OEM 65-2619/65-2589	WW50223



BIG END SHELL SETS

Make & Model	Part Number
BSA	
A10 SR/RR large journal 1956-63/A50/A65 1962-71	
Standard size shell set 67-1430	WW91231
-010 undersize shell set 67-1431	WW91232
-020 undersize shell set 67-1432	WW91233
-030 undersize shell set 67-1433	WW91234
-040 undersize shell set 67-1434	WW91235
TRIUMPH	
T120/TR6 1963-75/T140/TR7 1973 on (also fits pre unit 500/650 twins with shell type rods 1956-62)	
Standard size shell set 70-3586	WW91210
-010 undersize shell set 70-3586/010	WW91211
-020 undersize shell set 70-3586/020	WW91212
-030 undersize shell set 70-3586/030	WW91213
-040 undersize shell set 70-3586/040	WW91214



BIG END BEARING

Make & Model	Part Number
BSA BSA B31/33/M33/M20/M21 models (B14) big end bearing	WW91017

PLAIN CRANK SHAFT BEARINGS

Make & Model	Part Number
BSA BSA A7/A10 UK manufactured 1 piece solid bronze bearing	
Standard size bearing 67-0790	WW26166
-010 undersize bearing 67-0790/10	WW26167
-020 undersize bearing 67-0790/020	WW26168
-030 undersize bearing 67-0790/030	WW26169
-040 undersize bearing 67-0790/040	WW28952

CRANK SHAFT HEX PLUGS

UK manufactured Hex crank plugs which can be easily removed without the use of impact drivers


Make & Model	Part Number
BSA A10/A65 Large journal hex plug plain 67-1211	WW28997
A10/A65 Large journal hex plug with tube location spigot 67-1211S	WW28997S
Triumph 350/500 unit construction twins 70-9492	WW26263
T120/TR6/T110 pre 1968 with CEI threads 70-3905	WW26262
T120/140 1968 onwards with Unified threads 71-2800	WW26267

ENGINE & GEARBOX OIL SEAL SETS

Make & Model	Part Number
BSA Bantam D1 1948-1953	WW61362
Bantam D1/D3/D5/D7 1954-1966	WW61350
Bantam D10/D14 3 & 4 speed models 1967-1971	WW61351
C15/B40 Distributor models 1959- 1964	WW61363
C15/B40 Sports Star 1964-1966	WW61352
C25/B25 / B44 / B50 models 1967-1972	WW61355
A50/A65 1962-1973	WW61354
A75 Rocket 3 4 & 5 speed models 1968-1973	WW61353

NORTON Dominant/Atlas 1949-1968	WW61356
Commando 750/850 including MK3 1968-1975	WW61357

TRIUMPH T20 Tiger Cub 1956-1968	WW61359
3TA/5TA/T100 distributor models 1957-1963	WW61364
3TA/5TA/T21/T100/TR5 1963-1971	WW61360
T120/TR6 4 speed models 1963-1971	WW61361
T120/T140/TR7 5 speed models 1972-1983	WW61358
T150/T160 4 & 5 speed models 1968-1975	WW61353



PREMIUM QUALITY PISTONS, PISTON RING SETS
AND CYLINDER LINERS



*Do the job right
fit "Hepolite"*



Hepolite parts are available from
all good retailers worldwide



Wassell Ltd.

111 Sadler Road, Lincoln, LN6 3RS

Telephone: +44 (0) 1522 888444

wassell@totalbikebits.com

hepolitepistons.com

© 2020 Hepolite is a registered trademark of Wassell Limited, all rights reserved